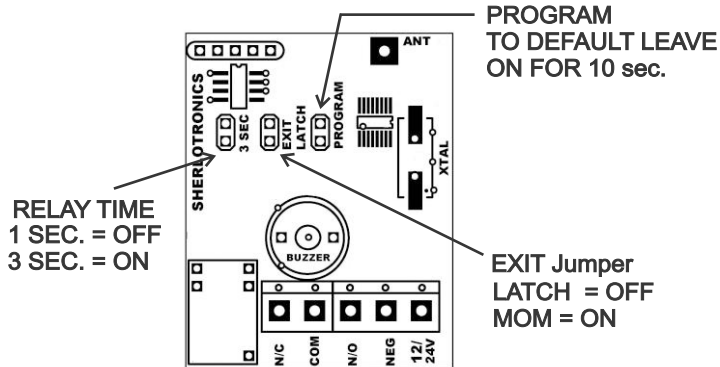


## SPECIFICATIONS:

Encryption.....	Code-Hopping
Frequency.....	403.55Mhz
Receiving range.....	150m
Power input range.....	10 ~ 26V AC/DC
Current drain.....	11mA, 12VDC
Memory capacity.....	32 Remotes
Relay output times.....	1 second momentary
.....	3 second momentary
.....	Latching
Dimensions.....	100 X 60 x 25mm
Weight.....	95 grams
Warranty.....	5 year

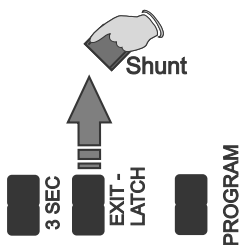


## PROGRAM PROCEDURE:

For new installations, **default** the unit first so as to erase the factory programmed test remote from the unit.

### STEP 1

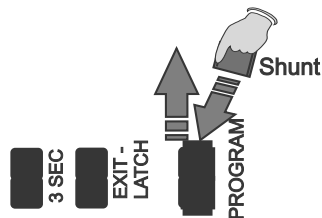
Remove shunt from the middle [EXIT] jumper.



### STEP 2

Touch the Shunt across the [PROGRAM] jumper for ½ second.

"1x BEEP"



### STEP 3

Press the required button on the remote control.

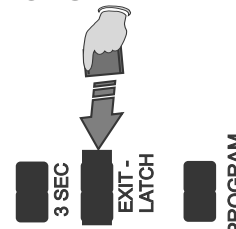
"2xBEEP"



### STEP 4

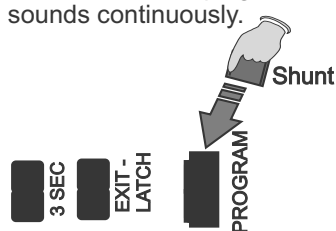
Replace shunt back onto the [EXIT] jumper

"1x LONG BEEP"



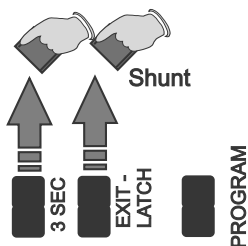
## DEFAULT PROCEDURE:

Place the shunt onto the [PROGRAM] jumper for 10seconds. De-power the unit once beeping sounds continuously.



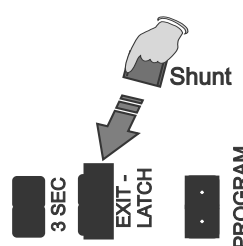
## LATCHING SETTING:

After programming remove all shunts from jumpers.



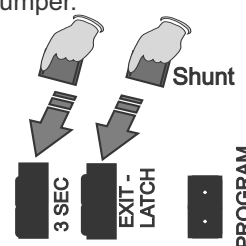
## 1 SECOND SETTING:

After programming place a shunt on the [EXIT] jumper only



## 3 SECOND SETTING:

After programming place a shunt onto [EXIT] & [3SEC] jumper.



## PROGRAM USING A MASTER REMOTE:

Programming from a dedicated remote is useful in that it is not necessary to have to remove the receiver housing to learn in extra remotes. Programming can be done using the "MASTER REMOTE". The master remote is always the first remote that was programmed into the unit after the unit is defaulted. The "Master Remote" always sounds a double beep on the receiver unit.

Procedure as follows:

1. Continuously Transmit the **MASTER REMOTE** and listen to the buzzer. When the buzzer stops beeping you must, stop transmitting. +/-10 seconds.
2. Learn in each new remote one by one. >The unit beeps when the signal is learnt in.
3. **To Exit...**Briefly transmit the **MASTER REMOTE**. > A Long beep sounds.
4. If you do not exit with the MASTER REMOTE it will automatically exit after about 30 seconds of inactivity.

**Note:** Up to 32 remotes can be learnt. If more are required, please purchase our COMPLEX Receiver which can learn up to 1000 remotes.